


INSTRUCTIONS

How to use




STEP1: Insert the dupont line.



STEP2: Push out the clip.

Operating skills

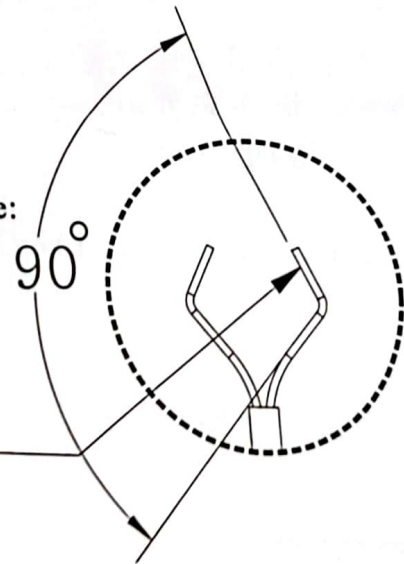
1: SKD08 test clips are used for chips with spacing greater than 0.3mm. The method of holding small chip pin: Wobble the hand gently and push forward slightly.



2: After use, don't force the clip off from the chip pin. To push out the clip and gently remove it from the chip pin.

3: If it can't hold the chip pin, please refer to the picture:

Adjust the front end of the clip with tweezers to make the angle close to 90 degrees.



Product parameter

【Brand】 SUDAKE

【Model】 SDK08

【Voltage】 40V

【Current】 2A

Patent right

Sdk08 test clip is a brand new original product.

This product has been patented, and copying is not permitted.

Appearance patent number: 202030378679.4

Utility model patent number: 202021372838.0